

Reporte Económico

30 de diciembre de 2022

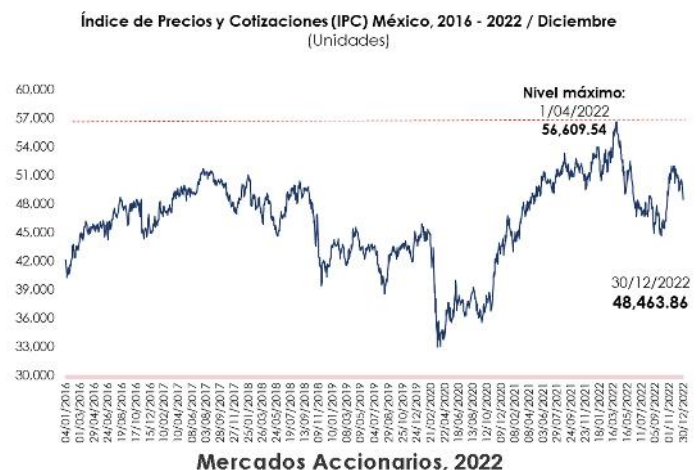
Índices Bursátiles

| | | |
|----------------------|-----------------------|---|
| Actual: | 48,463.86 pts. | El Índice de Precios y Cotizaciones (S&P/BMV IPC) es el principal indicador de la Bolsa Mexicana de Valores (BMV). Analiza el rendimiento del mercado accionario basándose en las variaciones de los precios de la muestra representativa que lo componen y del grupo de acciones que cotizan en la Bolsa. |
| Previo: | 50,578.09 pts. | |
| Periodicidad: | Semanal | |
| Fuente: | Investing | |

El Índice S&P/BMV IPC cerró el 30 de diciembre con pérdida semanal de 4.18% al ubicarse en 48 mil 463.86 unidades

Del 23 al 30 de diciembre, el Índice S&P/BMV IPC presentó un decremento de 4.18% (-2,114.23 unidades) finalizando en 48 mil 463.86 puntos; revirtiendo así, la ganancia obtenida en la semana previa (1.91%). Con respecto al cierre de noviembre, el IPC reportó un retroceso de 6.23%; además, en lo que va del año, el mercado bursátil mexicano acumuló una disminución de 9.03% (-4,808.58 puntos).

En el periodo indicado, los mercados de valores a nivel mundial registraron movimientos mixtos. En este sentido, el índice Dow Jones cerró en 33 mil 147.25 unidades, lo que representó un descenso de 0.17%. En Europa, las plazas bursátiles de España, Inglaterra y Alemania retrocedieron 0.48, 0.28 y 0.12%, en ese orden. Por su parte, en América Latina, los mercados accionarios de Argentina y Brasil exhibieron rendimientos semanales positivos de 7.62 y 0.03%, respectivamente.





| País | Índice | Variación porcentual | |
|----------------|------------------------|----------------------|----------------|
| | | Semanal | Acumulada 2022 |
| Alemania | DAX-30 | ↓ -0.12 | ↓ -12.35 |
| Argentina | Merval | ↑ 7.62 | ↑ 142.02 |
| Brasil | IBovespa | ↑ 0.03 | ↑ 5.41 |
| China | SSEC | ↑ 1.42 | ↓ -15.13 |
| España | IBEX | ↓ -0.48 | ↓ -5.56 |
| Estados Unidos | Dow Jones | ↓ -0.17 | ↓ -8.78 |
| Francia | CAC 40 | ↓ -0.48 | ↓ -9.50 |
| Inglaterra | FTSE 100 | ↓ -0.28 | ↑ 0.91 |
| Japón | Nikkei 225 | ↓ -0.54 | ↓ -9.37 |
| México | S&P/BMV IPC | ↓ -4.18 | ↓ -9.03 |

Nota: Con datos al 30 de diciembre de 2022.

Fuente: Elaborado por el CEFP con datos de Investing.com

El comportamiento semanal de la divisa local estuvo relacionado con una mayor aversión al riesgo en los mercados financieros, producto de la expectativa de incrementos adicionales en las tasas de interés por parte de los principales bancos centrales.

Semáforo

| | |
|---|--------------------------------|
| Verde | Por arriba de la semana previa |
| Rojo | Por debajo de la semana previa |
|  | Nivel máximo en el año. |
|  | Nivel mínimo en el año. |

| Periodo | IPC/BMV | Periodo | IPC/BMV | Periodo | IPC/BMV | Periodo | IPC/BMV |
|------------|-----------|------------|-----------|------------|-----------|------------|-----------|
| 04/01/2019 | 42,455.13 | 03/01/2020 | 44,624.85 | 08/01/2021 | 46,729.30 | 07/01/2022 | 53,202.11 |
| 11/01/2019 | 43,556.11 | 10/01/2020 | 44,660.33 | 15/01/2021 | 45,892.28 | 14/01/2022 | 53,744.92 |
| 18/01/2019 | 44,241.54 | 17/01/2020 | 45,817.76 | 22/01/2021 | 44,683.55 | 21/01/2022 | 51,599.38 |
| 25/01/2019 | 43,638.62 | 24/01/2020 | 45,141.62 | 29/01/2021 | 42,985.73 | 28/01/2022 | 50,661.86 |
| 01/02/2019 | 43,738.27 | 31/01/2020 | 44,108.31 | 05/02/2021 | 44,145.70 | 04/02/2022 | 51,255.31 |
| 08/02/2019 | 43,180.45 | 07/02/2020 | 44,399.33 | 12/02/2021 | 44,202.52 | 11/02/2022 | 53,229.26 |
| 15/02/2019 | 42,988.72 | 14/02/2020 | 44,999.68 | 19/02/2021 | 44,900.08 | 18/02/2022 | 52,281.53 |
| 22/02/2019 | 43,738.66 | 21/02/2020 | 44,802.54 | 26/02/2021 | 44,592.91 | 25/02/2022 | 52,555.60 |
| 01/03/2019 | 42,619.23 | 28/02/2020 | 41,324.31 | 05/03/2021 | 46,342.54 | 04/03/2022 | 53,322.05 |
| 08/03/2019 | 41,586.70 | 06/03/2020 | 41,388.78 | 12/03/2021 | 47,769.87 | 11/03/2022 | 53,300.70 |
| 15/03/2019 | 42,210.46 | 13/03/2020 | 38,085.05 | 19/03/2021 | 47,028.04 | 18/03/2022 | 55,467.06 |
| 22/03/2019 | 42,259.12 | 20/03/2020 | 34,269.51 | 26/03/2021 | 47,379.19 | 25/03/2022 | 55,436.05 |
| 29/03/2019 | 43,281.28 | 27/03/2020 | 33,799.49 | 31/03/2021 | 47,246.26 | 01/04/2022 | 56,609.54 |
| 05/04/2019 | 44,989.86 | 03/04/2020 | 33,075.41 | 09/04/2021 | 47,627.67 | 08/04/2022 | 54,687.25 |
| 12/04/2019 | 44,686.06 | 08/04/2020 | 34,567.78 | 16/04/2021 | 48,726.98 | 13/04/2022 | 54,172.62 |
| 17/04/2019 | 45,525.29 | 17/04/2020 | 34,743.10 | 23/04/2021 | 49,091.09 | 22/04/2022 | 53,191.78 |
| 26/04/2019 | 44,974.97 | 24/04/2020 | 34,586.82 | 30/04/2021 | 48,009.72 | 29/04/2022 | 51,417.97 |
| 03/05/2019 | 44,277.24 | 30/04/2020 | 36,470.11 | 07/05/2021 | 49,249.02 | 06/05/2022 | 49,541.81 |
| 10/05/2019 | 43,382.35 | 08/05/2020 | 37,623.68 | 14/05/2021 | 49,219.26 | 13/05/2022 | 49,579.90 |
| 17/05/2019 | 43,445.62 | 15/05/2020 | 35,691.39 | 21/05/2021 | 49,778.81 | 20/05/2022 | 51,518.30 |
| 24/05/2019 | 42,617.60 | 22/05/2020 | 35,784.42 | 28/05/2021 | 50,040.74 | 27/05/2022 | 52,463.55 |
| 31/05/2019 | 42,749.16 | 29/05/2020 | 36,122.73 | 04/06/2021 | 50,484.35 | 03/06/2022 | 50,689.05 |
| 07/06/2019 | 43,291.33 | 05/06/2020 | 38,948.08 | 11/06/2021 | 51,286.46 | 10/06/2022 | 48,471.52 |
| 14/06/2019 | 43,130.65 | 12/06/2020 | 37,679.24 | 18/06/2021 | 50,319.57 | 17/06/2022 | 48,016.23 |
| 21/06/2019 | 43,526.73 | 19/06/2020 | 38,404.63 | 25/06/2021 | 50,549.86 | 24/06/2022 | 47,741.50 |
| 28/06/2019 | 43,161.17 | 26/06/2020 | 37,431.95 | 02/07/2021 | 50,223.01 | 01/07/2022 | 47,743.15 |
| 05/07/2019 | 43,405.32 | 03/07/2020 | 37,950.00 | 09/07/2021 | 49,768.35 | 08/07/2022 | 47,582.11 |
| 12/07/2019 | 42,647.31 | 10/07/2020 | 36,465.46 | 16/07/2021 | 50,148.13 | 15/07/2022 | 47,075.87 |
| 19/07/2019 | 41,606.54 | 17/07/2020 | 36,327.84 | 23/07/2021 | 50,268.45 | 22/07/2022 | 47,264.86 |
| 26/07/2019 | 40,673.78 | 24/07/2020 | 37,357.46 | 30/07/2021 | 50,868.32 | 29/07/2022 | 48,144.33 |
| 02/08/2019 | 39,977.52 | 31/07/2020 | 37,019.68 | 06/08/2021 | 51,113.85 | 05/08/2022 | 46,723.43 |
| 09/08/2019 | 40,421.28 | 07/08/2020 | 38,016.06 | 13/08/2021 | 51,490.94 | 12/08/2022 | 48,853.37 |
| 16/08/2019 | 39,339.55 | 14/08/2020 | 38,949.88 | 20/08/2021 | 51,414.32 | 19/08/2022 | 48,463.26 |
| 23/08/2019 | 39,862.07 | 21/08/2020 | 38,095.88 | 27/08/2021 | 52,425.64 | 26/08/2022 | 47,272.11 |
| 30/08/2019 | 42,622.50 | 28/08/2020 | 37,794.25 | 03/09/2021 | 51,835.09 | 02/09/2022 | 45,888.63 |
| 06/09/2019 | 42,707.66 | 04/09/2020 | 36,448.50 | 10/09/2021 | 51,521.80 | 09/09/2022 | 47,042.94 |
| 13/09/2019 | 42,841.46 | 11/09/2020 | 36,334.89 | 17/09/2021 | 51,307.71 | 15/09/2022 | 46,769.78 |
| 20/09/2019 | 43,559.45 | 18/09/2020 | 36,017.35 | 24/09/2021 | 51,105.71 | 23/09/2022 | 45,395.94 |
| 27/09/2019 | 42,857.58 | 25/09/2020 | 36,583.71 | 01/10/2021 | 51,060.05 | 30/09/2022 | 44,626.80 |
| 04/10/2019 | 43,416.90 | 02/10/2020 | 36,642.38 | 08/10/2021 | 51,136.62 | 07/10/2022 | 45,728.87 |
| 11/10/2019 | 43,214.60 | 09/10/2020 | 38,478.58 | 15/10/2021 | 52,798.38 | 14/10/2022 | 45,443.35 |
| 18/10/2019 | 43,178.63 | 16/10/2020 | 37,876.49 | 22/10/2021 | 51,889.66 | 21/10/2022 | 47,120.08 |
| 25/10/2019 | 43,389.16 | 23/10/2020 | 38,707.72 | 29/10/2021 | 51,309.84 | 28/10/2022 | 49,086.30 |
| 01/11/2019 | 43,814.55 | 30/10/2020 | 36,987.86 | 05/11/2021 | 51,977.96 | 04/11/2022 | 51,173.75 |
| 08/11/2019 | 43,702.23 | 06/11/2020 | 38,530.50 | 12/11/2021 | 51,432.54 | 11/11/2022 | 51,959.20 |
| 15/11/2019 | 43,392.36 | 13/11/2020 | 40,791.81 | 19/11/2021 | 50,811.30 | 18/11/2022 | 51,569.72 |
| 22/11/2019 | 43,521.86 | 20/11/2020 | 41,905.06 | 26/11/2021 | 49,492.52 | 25/11/2022 | 51,668.64 |
| 29/11/2019 | 42,820.18 | 27/11/2020 | 41,674.30 | 03/12/2021 | 50,597.29 | 02/12/2022 | 51,234.37 |
| 06/12/2019 | 41,938.69 | 04/12/2020 | 43,646.03 | 10/12/2021 | 51,213.48 | 09/12/2022 | 50,466.25 |
| 13/12/2019 | 44,254.43 | 11/12/2020 | 43,612.31 | 17/12/2021 | 52,379.37 | 16/12/2022 | 49,630.15 |
| 20/12/2019 | 44,505.64 | 18/12/2020 | 43,873.81 | 24/12/2021 | 52,853.38 | 23/12/2022 | 50,578.09 |
| 27/12/2019 | 44,261.51 | 24/12/2020 | 43,372.20 | 31/12/2021 | 53,272.44 | 30/12/2022 | 48,463.86 |

Fuente: Elaborado por el CEFV con datos de la Bolsa Mexicana de Valores.



www.cefp.gob.mx



[@CEFP_diputados](https://www.facebook.com/CEFP_diputados)



[@CEFP_diputados](https://twitter.com/CEFP_diputados)